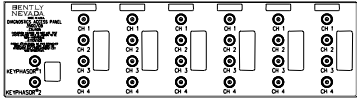


3500/08 Diagnostics Access Panel

Bently Nevada* Asset Condition Monitoring

Description



The Diagnostics Access Panel is designed for use with the Bently Nevada* 3500 Series Machinery Protection System. While the 3500 rack provides front-panel access to all buffered transducer and Keyphasor* outputs, there are installations for which these front-panel connections are inconvenient or impractical to use. One example is that of a 3500 rack installed in an EMI-shielded or weatherproof enclosure. The Diagnostics Access Panel enables direct access to signals from the 3500 System without opening cabinet doors and subjecting electronic equipment to the risk of EMI/RFI exposure, or other harsh environmental conditions.

The Diagnostics Access Panel connects to the 3500 System's dynamic data port through a 4.6-metre (15-foot) signal cable. A Y-cable is available so that the Diagnostic Access Panel and an external communications processor can both connect to the 3500 system through the same dynamic port. The signals available on a column of connectors will vary depending on the 3500 System configuration.

Specifications

Interface

One 3500/08 can deliver signals from six 3500 4-channel monitors and one 3500 2-channel Keyphasor Module. The Diagnostics Access Panel has one coaxial connector for each channel. The maximum cable length for use with the 3500/08 is 26 metres (85 feet).

When 3500/08 is used with a 3500/22, TDI, a Buffered Signal Output Module is required to provide access to all of the buffered signals.

Environmental Limits

Operating Temperature

-30 °C to +65 °C (-22 °F to +150 °F)

Storage Temperature

-40 °C to +85 °C (-40 °F to +185 °F)

Humidity

95% non-condensing

Physical

Dimensions (Height x Width x Depth):

483 mm x 152 mm x 54 mm
(19.00 in. x 6.00 in. x 2.13 in.).

Weight:

1.8 kg (4.0 lb.).

Ordering Information

3500/08 -AXX-BXX

A: Interface Cable Option

00 Without interface cable
01 With interface cable

B: Y-Cable Option

00 Without Y-cable
01 With Y-cable

Spares

134577-01

3500/08 Diagnostic Access Panel

134668-01

Interface cable

134824-01

Y-cable

01619261

Keyphasor adapters

136275-01

3500/08 Diagnostic Access Panel Manual

Graphs and Figures

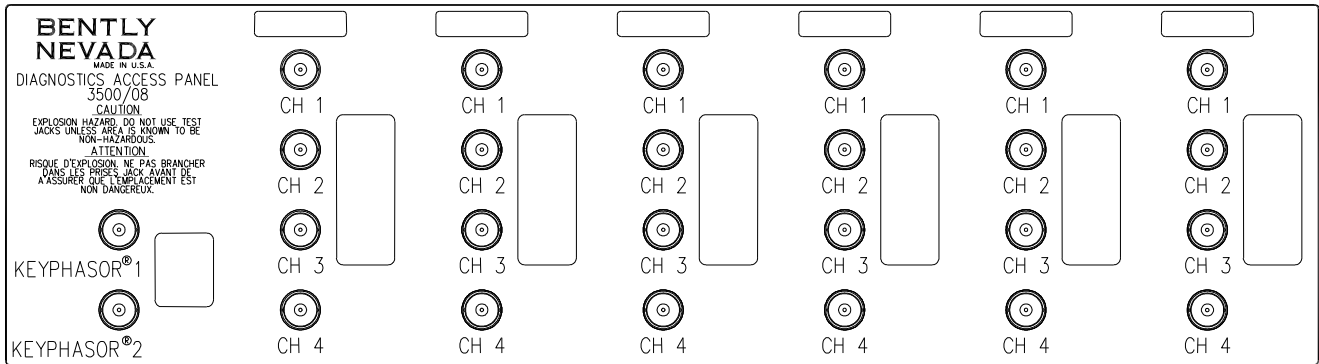


Figure 1: 3500/08 Front View

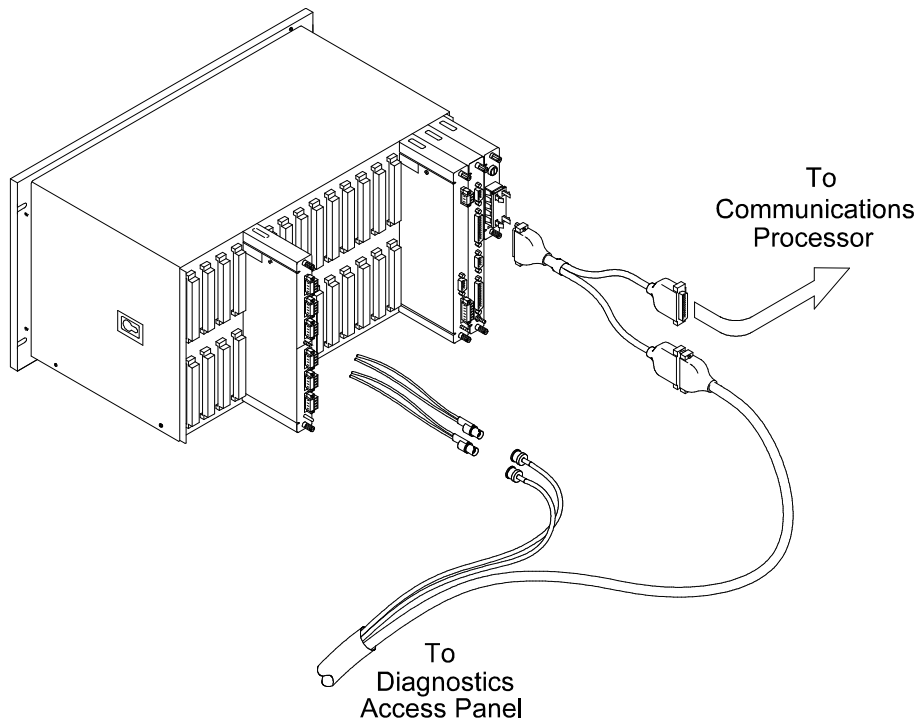


Figure 2: 3500 Cabling Diagram

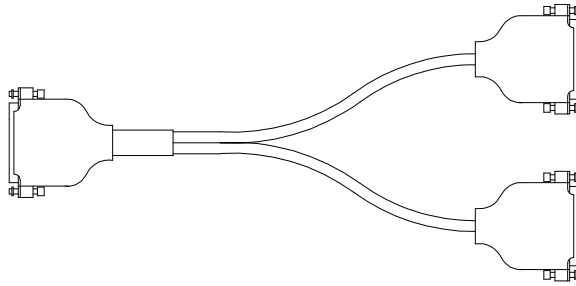


Figure 3: 134824-01 Y-Cable

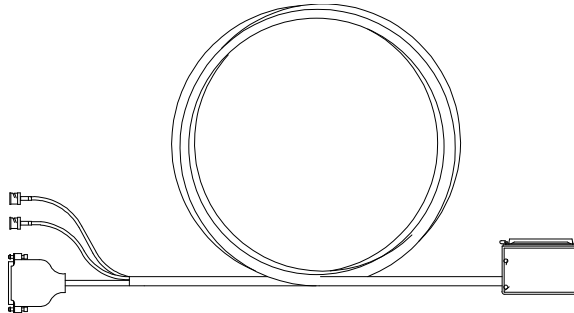


Figure 4: 134668-01 Interface Cable

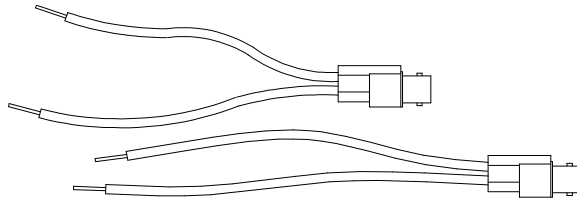


Figure 5: 01619261 Keyphasor Adapters

* Denotes a trademark of Bently Nevada, Inc., a wholly owned subsidiary of General Electric Company.

© 1999 – 2012 Bently Nevada, Inc. All rights reserved.

Printed in USA. Uncontrolled when transmitted electronically.

1631 Bently Parkway South, Minden, Nevada USA 89423

Phone: 775.782.3611 Fax: 775.215.2873

www.ge-mcs.com/bently